


**Did You Know?**

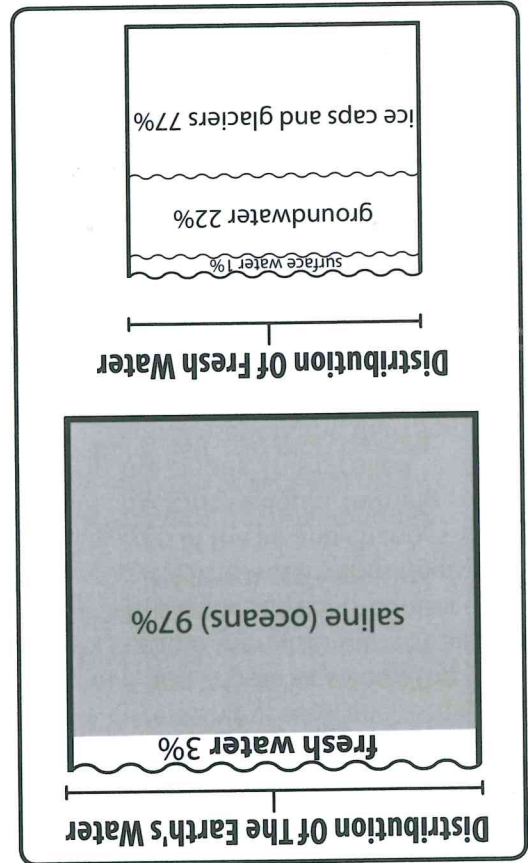
Businesses and industries in Australia use less scheme water in total than private users. To ensure that businesses achieve this they are required to submit a Water Efficiency Management Plan.



**B.** Think about your family's daily water usage. Estimate how much water you use for each activity listed in the table right. You could choose from the percentages below to complete the table.

2%	25%	9%	39%	1%	4%	7%	6%
----	-----	----	-----	----	----	----	----


Water Use	Estimated Percentage
1. showers and baths	
2. toilets	
3. washing machines	
4. taps – brushing teeth, washing hands, glasses of water	
5. evaporative air conditioners	
6. dishwashers	
7. watering gardens	
8. pool and/or spa	




Read the information and complete the tasks.

**A.** Record the information left as a pie graph and a bar graph.

The Distribution Of The Earth's Water



The Distribution Of Fresh Water



**Using And Accessing Water**